

Up On The Roof - Arrangement Bob Guz Austin Ukulele Society

key:G, artist:Carole King writer:Gerry Goffin and Carole King

Austin Uke Society - https://www.youtube.com/watch?v=JsKJ0E3_a5U

ENDING Note: Bracketed - Different voices sing (up on the [G] roof)

Intro: [G] [Em] [C] [D] [G] [G] NOTE: TABBING FOR THIS SECTION OVER PAGE

When [G] this old world starts [Em] getting me down and
[C] people are just too [D] much... for me to [G] face [G]
I [G] climb right up to the [Em] top of the stairs and
[C] all my cares just [D] drift...right into [G] space [G]

[C] On the roof it's [Cmaj7] peaceful as can [C6] be
[Cmaj7] and [G] there the world be-[Em]low don't bother
[Am] me [D]/. Let me tell you now

When [G] I come home feeling [Em] tired and beat
I [C] go up where the [D] air... is fresh and [G] sweet
(Up on the [G] Roof)

I [G] get far away from the [Em] hustling crowds and [C] all the
[C] rat race [D] noise....down in the [G] street (Up on the [G] Roof)

[C] On the roof that's the [Cmaj7] only place I [C6] know
[Cmaj7] Where [G] you just have to [Em] wish to make it
[Am] so, Lets [D] /.go . . Up on the [G] roof...

Instrumental: [G] [Em] [C] [D] [G] [G] NOTE: TABBING AVAILABLE OVER PAGE

** Repeat from here **

At [C] night the stars put [Cmaj7] on a show for [C6] free,
[Cmaj7] and, [G] darling, you can [Em] share it all with
[Am] me. [D]/. I keep a -telling you...

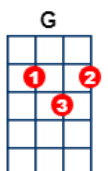
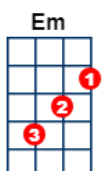
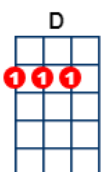
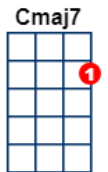
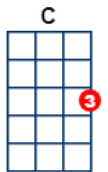
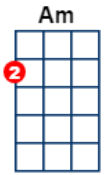
[G] Right smack dab in the [Em] middle of town
I [C] found a para-[D] dise that's trouble-[G] proof, (Up on the [G] Roof)
And [G] if this world starts [Em] getting you down, there's [C] room enough for
[D] two, up on the [G] roof (Up on the [G] Roof)

Back to ** Repeat ** ... Then end below

Up on the [Em] roof, (up on the [Em] roof)

Come on [G] Baby 1 2 3 4 .(up on the [G] roof)

Come on [Em] Honey . 1 2 3 4 .(up on the [Em] roof) [G] \. . .



INSTRUMENTAL TAB The following tab can be played during the Instrumental break that follows Chorus 2 while other players strum the indicated chords.

G Em C D G G

A
E
C
G

T
A
B

3 3 3 0 | 3 2 3 3 3 | 3 2 3 | 0 0 3 | 5 5 | 5 5

2 | 2 | . | . | . | . | . | . | . | . | . | .

Intro Tab

The following tab can be played during the Intro while other players strum the indicated chords.

G Em C

A
E
C
G

T
A
B

4 4 2 2 4 ♪ | 4 4 2 2 4 ♪ | 4 4 2 2 4 ♪

D G G

A
E
C
G

T
A
B

4 4 2 2 4 ♪ | 4 4 2 2 4 ♪ | 4 4 2 2 4 ♪

This essentially repeats the following phrase six times:

A
E
C
G

T
A
B

4 4 2 2 4 ♪

This phrase can also be played this way:

A
E
C
G

T
A
B

0 0 2 2 0 ♪